

NFPD Balance Sheet – February 2024

1000 · Bank Accounts

1029 · Colotrust - Auxiliary Fund	2,878.99		
1025 · Colotrust - Gen Op Fund	254,353.33	3010 · Capital Reserve	6,580.22
1028 · Colotrust - Reserve Fund	207,384.63	3012 · Grant Match Reserve	20,000.00
1027 · Colotrust - Apparatus Fund	28,950.28	3014 · Reserved for Payroll/Operating	106,902.33
1026 · Colotrust - Pension Fund	43,087.06	3016 · Reserved for Sick/Vac	37,300.39
1010 · Checking-7493	7,258.40	3018 · Reserved for Water Systems	5,000.00
1015 · Savings/Regular-4453	416,344.09	3020 · Reserved for Tabor	29,760.00
Total 1000 · Bank Accounts	960,256.78		

Note: Reserved amount differs from Acct 1028 by \$1,841.69, interest to be accrued in Gen Op Fund.

Accounts Receivable

1100 · Accounts Receivable	9,200.00
1115 · Accts Receivable Inspection	2,325.00

Accounts Payable

2000 · Accounts Payable	10,311.82
-------------------------	-----------

Total Unreserved Funds **\$682,047.99**

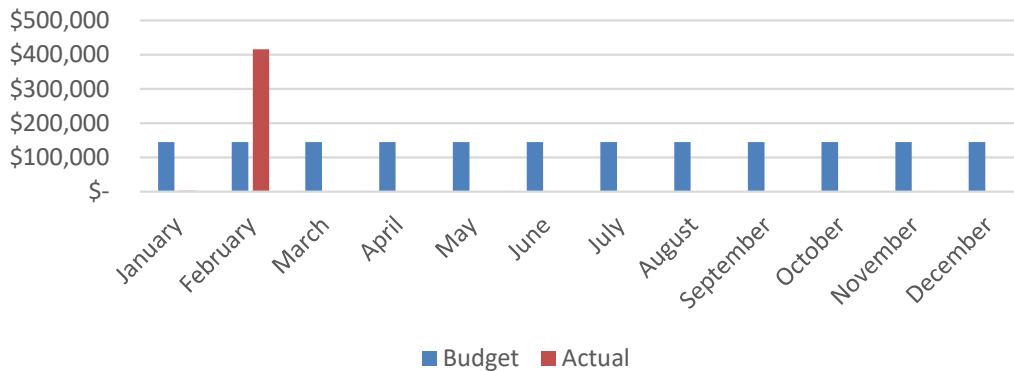
Items of note:

- 1) Total Unreserved =
(Total Bank Accounts, Receivables) – (Reserve Fund, Apparatus Fund, Pension Fund, Payables)
- 2) Last year in February 2023:
 - a) Total funds = \$420,595.40
 - b) Total unreserved funds = \$239,972.25

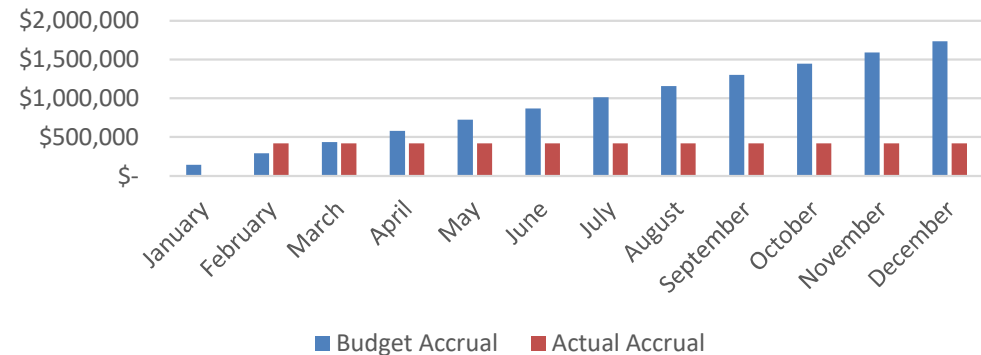
NFPD Income – February 2024

	Feb 24	Budget	\$ Over Budget	% of Budget
Income				
4082 · Medical Training	0.00	0.00	0.00	0.0%
4030 · Sale of Vehicles	0.00	0.00	0.00	0.0%
49900 · Uncategorized Income	0.00	0.00	0.00	0.0%
4010 · Cistern Revenue	0.00	0.00	0.00	0.0%
4015 · DDA-Share	0.00	0.00	0.00	0.0%
4020 · Donations	545.00	0.00	545.00	100.0%
4025 · Interest Income	2,766.68	0.00	2,766.68	100.0%
Total 4100 · Tax Rev	412,180.17	142,389.20	269,790.97	289.47%
Total Income	415,491.85	142,389.20	273,102.65	291.8%
4300 · Other Income				
4362 · EMR	9,600.00	0.00	9,600.00	100.0%
Total 4360 · Medical Training	9,600.00	0.00	9,600.00	100.0%
Total 4300 · Other Income	9,600.00	166.67	9,433.33	5,759.89%

Income BVA Monthly



Income BVA Actual Accrual

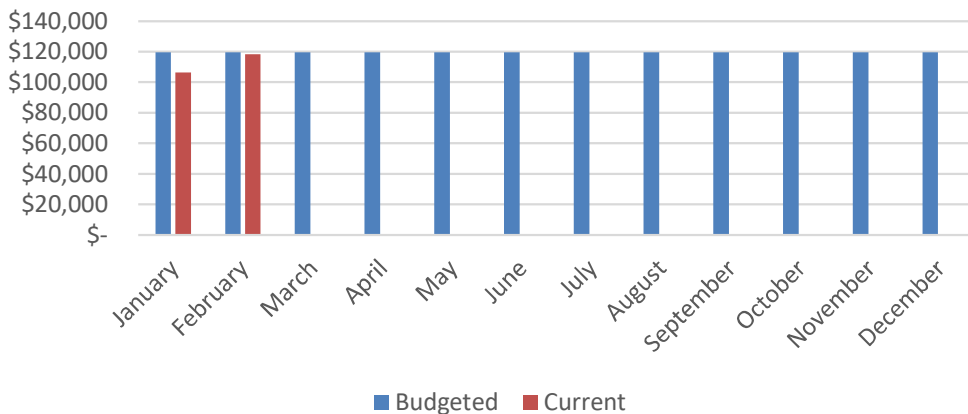


- To date received \$413K (tax rev.) + \$545 (donations) + \$0 (uncategorized) + \$0 (medical training) + \$5,981.64 (interest income) + \$0 (DDA)
- Other income \$100 (fire inspection), \$9,600 (EMR training)

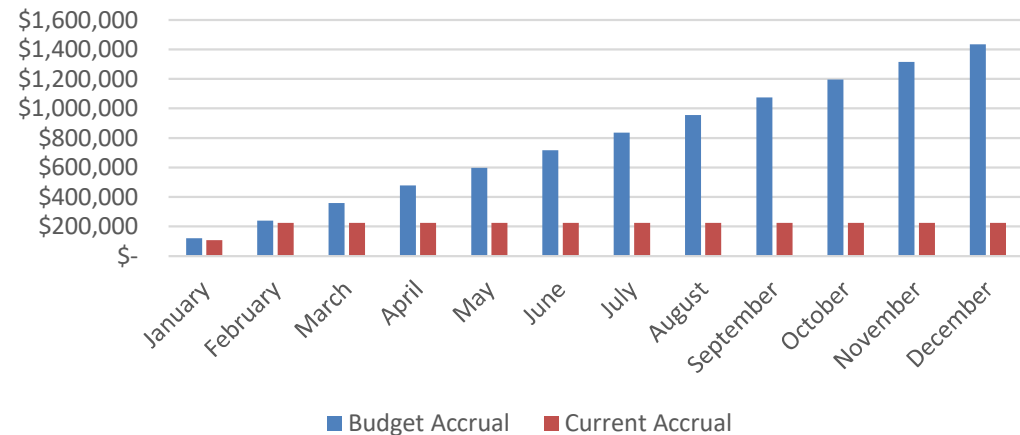
NFPD Expense – February 2024

Expense	Feb 24	Budget	\$ Over Budget	% of Budget
Total 6000 · ADMINISTRATION	108,347.69	91,221.27	17,126.42	118.78%
Total 6670 · COMMUNICATIONS	12.45	3,000.00	-2,987.55	0.42%
Total 6680 · EMERGENCY MEDICAL SERVICES	1,962.45	2,724.75	-762.30	72.02%
Total 6700 · FIRE FIGHTING	4,558.96	8,383.35	-3,824.39	54.38%
Total 6850 · Fire Inspection Program	0.00	0.00	0.00	0.0%
Total 6860 · MEMBERSHIP	879.29	1,383.34	-504.05	63.56%
Total 6890 · Training	2,573.07	5,963.56	-3,390.49	43.15%
6999 · Uncategorized Expenses	86.85	0.00	86.85	100.0%
Total Expense	118,420.76	112,676.27	5,744.49	105.1%

Expenses BVA Monthly



Expenses BVA Monthly Accrual



- Administration overrun primarily First Due subscription and Station 1 upgrades (need to discuss if this goes into capital)
- \$13K underspent for January (revised)
- \$1.1K underspend for February
- YTD underspent by ~\$14K

NFPD Summary – February 2024

- Discrepancy in month-to-date and year-to-date reports resolved, revised this month.
- Need to evaluate classification for expenditures for Station 1 upgrades
- Nederland Fire funds are in good shape moving into March 2024.