

The logo of the Nederland Fire-Rescue Department is a circular emblem. It features a central shield with a mountain range, a fire hydrant, and a fire truck. The shield is surrounded by a circular border containing the text "NEDERLAND, COLORADO" at the top and "FIRE-RESCUE" at the bottom. Below the shield, the text "SINCE 1913" is visible. The entire logo is rendered in a light yellow and blue color scheme.

Nederland Fire Department

September Financial Report

October 15, 2025

Keeler, Schmidtman



Balance Sheet – September 2025

1000 · Bank Accounts

1030 · Colotrust - Cistern Fund	25,609.25
1029 · Colotrust - Auxiliary Fund	3,108.62
1025 · Colotrust - Gen Op Fund	749,009.66
1028 · Colotrust - Reserve Fund	369,317.81
1027 · Colotrust - Apparatus Fund	31,257.38
1026 · Colotrust - Pension Fund	48,609.00
1010 · Checking-7493	81,589.61
1015 · Savings/Regular-4453	<u>15,651.89</u>
Total 1000 · Bank Accounts	<u>1,324,153.22</u>

3100 · Reserves

3010 · Capital Reserve	6,580.22
3012 · Grant Match Reserve	20,000.00
3014 · Reserved for 2 months of admin	227,922.16
3016 · Reserved for Sick/Vac	51,951.44
3018 · Reserved for Water Systems	5,000.00
3020 · Reserved for Tabor	<u>54,912.88</u>
Total 3100 · Reserves	<u>366,366.70</u>

Accounts Receivable

1110 · Wildland Fire Billing	<u>71,303.17</u>
------------------------------	------------------

Accounts Payable

2000 · Accounts Payable	<u>68,042.13</u>
-------------------------	------------------

Total Unreserved Funds \$881,181.18

Items of note:

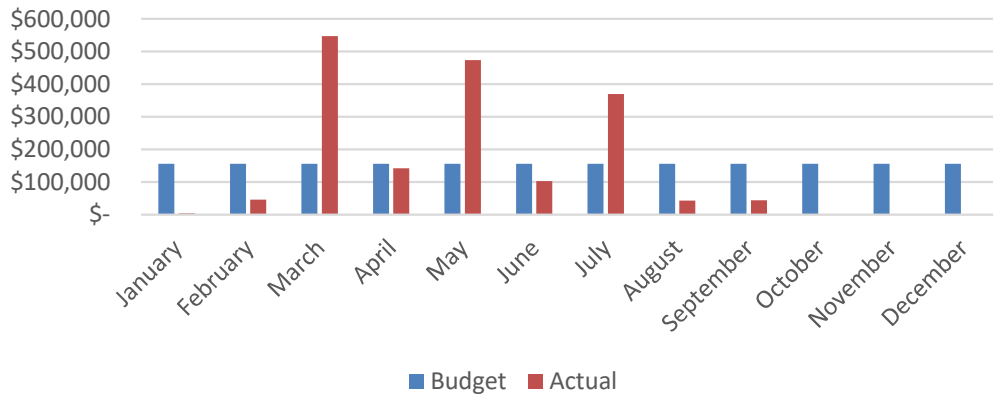
- 1) Total Unreserved =
(Total Bank Accounts, Receivables) – (Reserve Fund, Apparatus Fund, Pension Fund, Payables)
- 2) Last year in August 2024 \$1,166,441.33



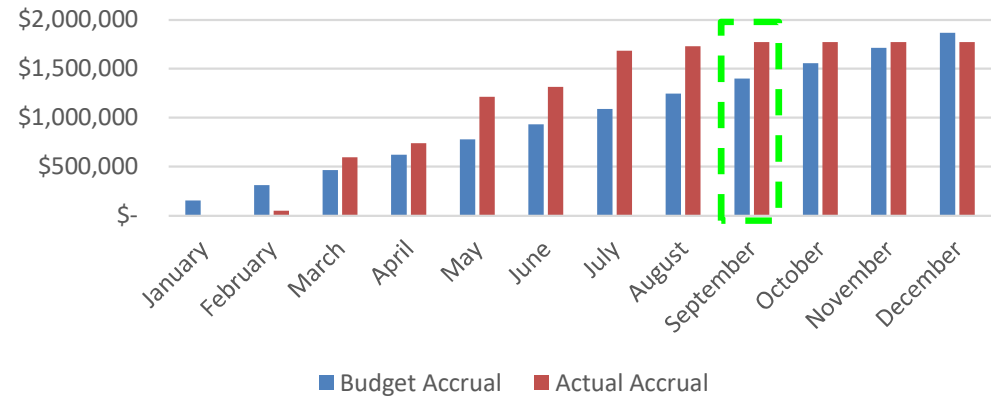
Income – September 2025

	Sep 25	Budget	\$ Over Budget	% of Budget
Income				
4030 · Sale of Vehicles	14,000.00			
49900 · Uncategorized Income	0.00	0.00	0.00	0.0%
4015 · DDA-Share	0.00	0.00	0.00	0.0%
4020 · Donations	600.00	50.00	550.00	1,200.0%
4025 · Interest Income	4,765.47	2,916.66	1,848.81	163.39%
Total 4100 · Tax Rev	28,843.52	21,665.62	7,177.90	133.13%
Total Income	48,208.99	24,632.28	23,576.71	195.72%
Other Income				
4300 · Other Income				
Total 4380 · Fire Inspection	1,670.50	3,749.96	-2,079.46	44.55%
Total 4400 · Wildland Fire Fighting Reimburs	71,303.17	0.00	71,303.17	100.0%
Total 4300 · Other Income	72,973.67	3,749.96	69,223.71	1,945.99%
Total Other Income	72,973.67	3,749.96	69,223.71	1,945.99%

Income BVA Monthly



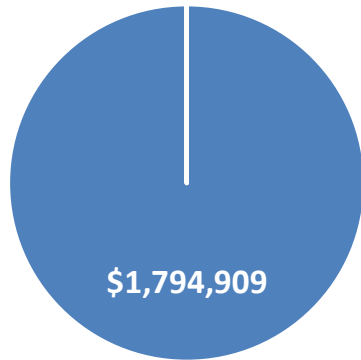
Income BVA Actual Accrual





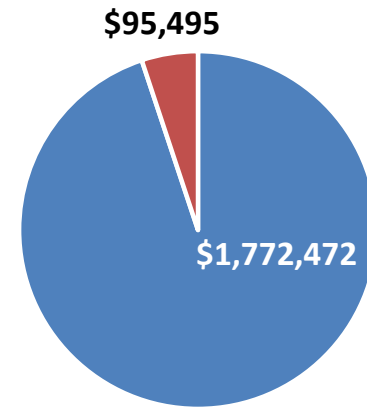
Income – September 2025 versus 2024

2024 Income



■ Up to September ■ Remaining Expected in 2024

2025 Income



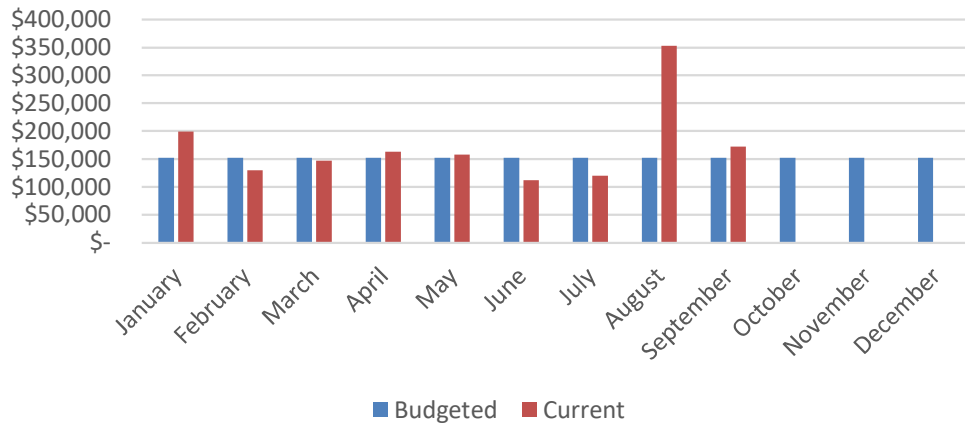
■ Up to September ■ Remaining Expected in 2025



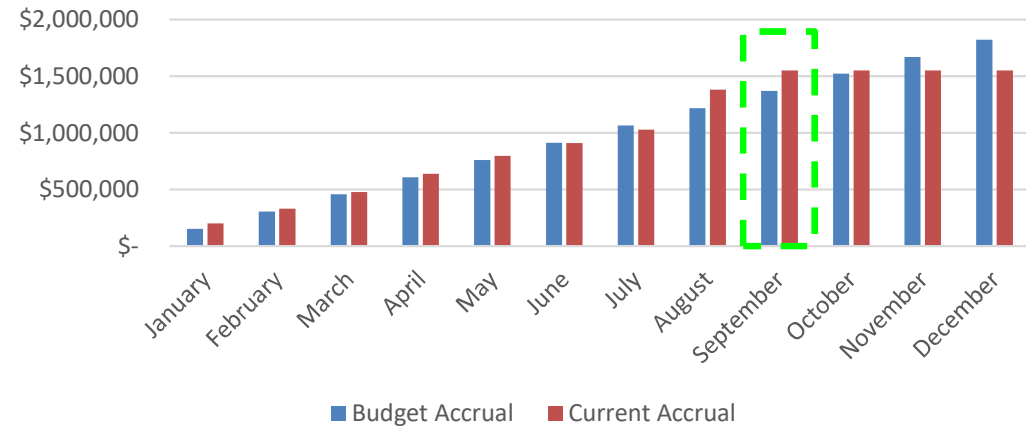
Expense – September 2025

Expense	Sep 25	Budget	\$ Over Budget	% of Budget
Total 9000 · CAPITAL OUTLAY	57,370.78	0.00	57,370.78	100.0%
Total 6000 · ADMINISTRATION	92,455.79	94,793.92	-2,338.13	97.53%
Total 6670 · COMMUNICATIONS	223.40	3,558.65	-3,335.25	6.28%
Total 6680 · EMERGENCY MEDICAL SERVICES	3,555.45	321.78	3,233.67	1,104.93%
Total 6700 · FIRE FIGHTING	9,502.01	15,477.56	-5,975.55	61.39%
Total 6850 · Fire Inspection Program	495.67	0.00	495.67	100.0%
Total 6860 · MEMBERSHIP	65,976.51	69,028.14	-3,051.63	95.58%
Total Expense	232,102.06	188,450.26	43,651.80	123.16%

Expenses BVA Monthly



Expenses BVA Monthly Accrual



- \$47.3K overspent for January (NEW 5601!)
- \$22.3K underspent for February
- \$5.4K underspent for March
- \$10.7K overspent for April (Insurance hit)
- \$5.9k overspent for May

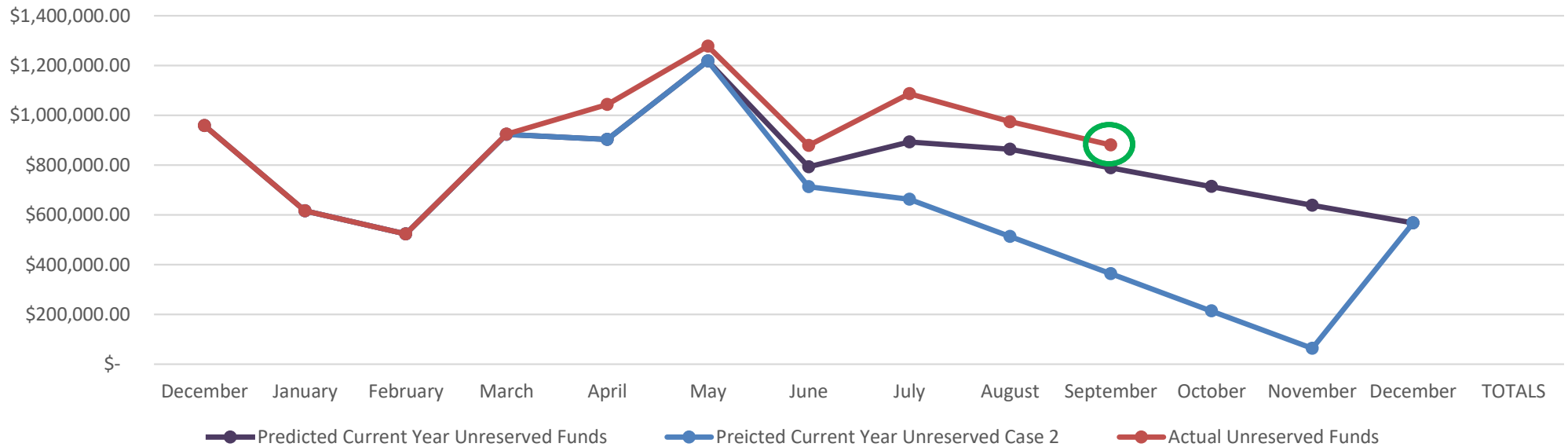
- \$40.2K underspent for June
- \$32.2K underspend for July
- \$201K overspent for August*
- \$20K overspent for September

➤ **YTD overspent by ~\$185***

*Ambulance moved up to Capital Outlay



Predicted Unreserved Funds by Month



- Red trend shows actual unreserved funds to date. **CONCLUSION – Great income in July will help the ramp down toward the end of the year – still better than predicted.**
- Black trend shows predicted unreserved funds with expected income profile for remainder of 2025. Result: predicted balance of ~\$568K end of 2025.
- Blue trend shows predicted unreserved funds with no income until December 2025. Result: A bit too close in November (~\$68K), but still positive with same endpoint ~\$568K.



- Budgeted spend is on track in 2025.
- Ramp down in cash still on track to predicted.
- Ned Fire funds still in good shape, still ~\$95K to receive in income in 2025 (not incl. ambulance reimbursement).
- 2026 predictions show that funds expected to continue to be in good shape.