



Balance Sheet – September 2024

1000 · Bank Accounts

1029 · Colotrust - Auxiliary Fund	2,971.40
1025 · Colotrust - Gen Op Fund	1,036,458.62
1028 · Colotrust - Reserve Fund	207,410.11
1027 · Colotrust - Apparatus Fund	29,878.49
1026 · Colotrust - Pension Fund	46,464.67
1010 · Checking-7493	5,945.17
1015 · Savings/Regular-4453	109,396.44
Total 1000 · Bank Accounts	1,438,524.90

3010 · Capital Reserve	6,580.22
3012 · Grant Match Reserve	20,000.00
3014 · Reserved for Payroll/Operating	106,902.33
3016 · Reserved for Sick/Vac	37,300.39
3018 · Reserved for Water Systems	5,000.00
3020 · Reserved for Tabor	29,760.00

Note: Reserved amount differs from Acct 1028 by \$1,867.17, interest to be accrued.

Accounts Receivable

1100 · Accounts Receivable	-1.00
1110 · Wildland Fire Billing	32,257.59
1115 · Accts Receivable Inspection	25.00

Accounts Payable

2000 · Accounts Payable	20,611.89
-------------------------	-----------

Total Unreserved Funds **\$1,166,441.33**

Items of note:

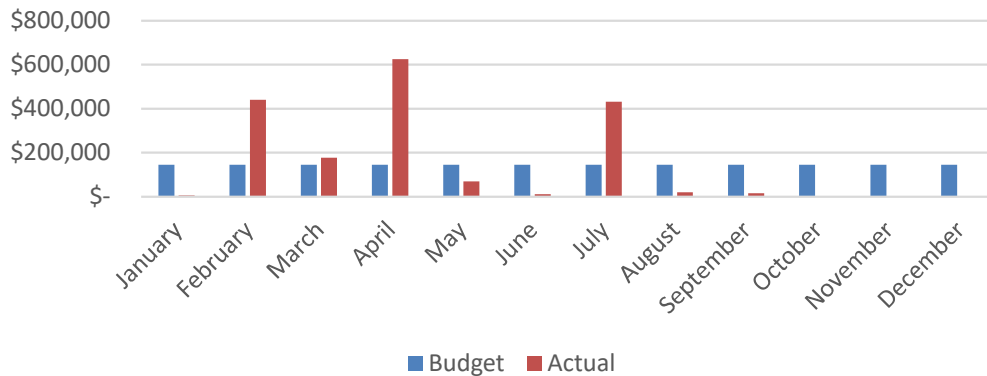
- 1) Total Unreserved =
(Total Bank Accounts, Receivables) – (Reserve Fund, Apparatus Fund, Pension Fund, Payables)
- 2) Last year in August 2023: \$959,066.95



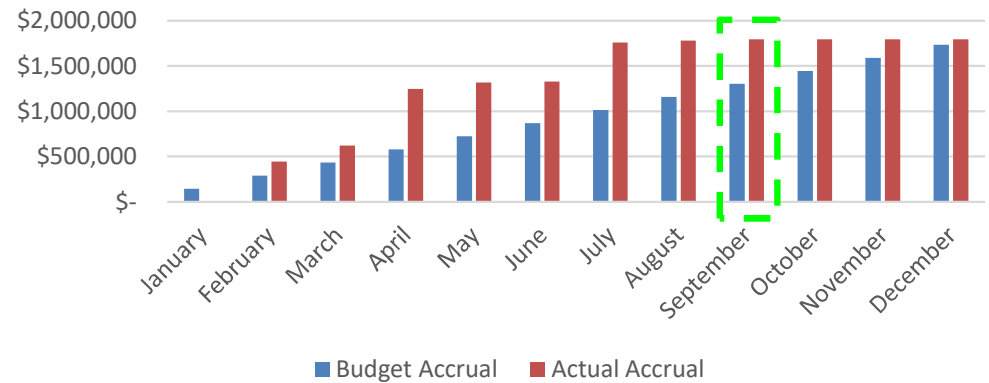
Income – September 2024

	Sep 24	Budget	\$ Over Budget	% of Budget
Income				
4082 · Medical Training	0.00	0.00	0.00	0.0%
4030 · Sale of Vehicles	0.00	0.00	0.00	0.0%
49900 · Uncategorized Income	0.00	0.00	0.00	0.0%
4010 · Cistern Revenue	0.00	0.00	0.00	0.0%
4015 · DDA-Share	0.00	0.00	0.00	0.0%
4020 · Donations	0.00	0.00	0.00	0.0%
4025 · Interest Income	6,119.39	0.00	6,119.39	100.0%
Total 4100 · Tax Rev	9,081.53	142,389.18	-133,307.65	6.38%
Total Income	15,200.92	142,389.18	-127,188.26	10.68%
Other Income				
4300 · Other Income				
Total 4380 · Fire Inspection	650.00	166.67	483.33	389.99%
4370 · Medical Supplies	0.00	0.00	0.00	0.0%
Total 4360 · Medical Training	550.00	0.00	550.00	100.0%
Total 4400 · Wildland Fire Fighting Reimburse	32,257.59	0.00	32,257.59	100.0%
Total 4300 · Other Income	33,457.59	166.67	33,290.92	20,074.15%

Income BVA Monthly



Income BVA Actual Accrual



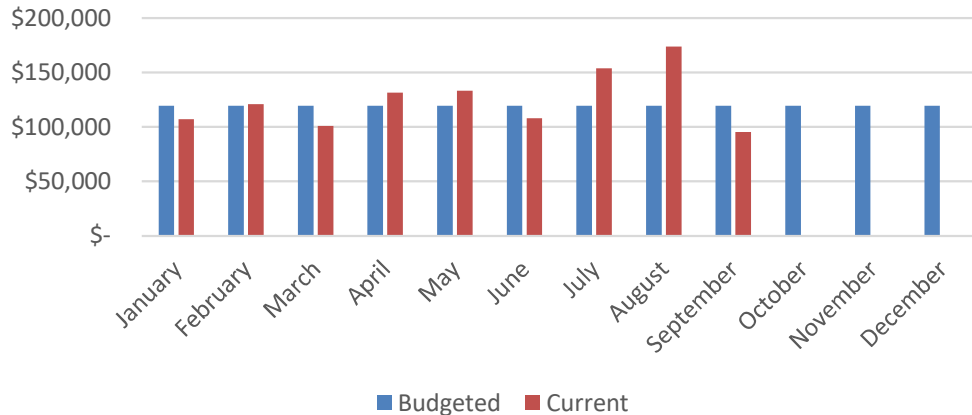
- To date received \$5.4K (fire inspection), \$11.1K (EMR training), \$2.5K (Cistern revenue) + \$7.8K (Grants) + \$12.3K (ST1 Claim) + \$4.0K (eq. sale)



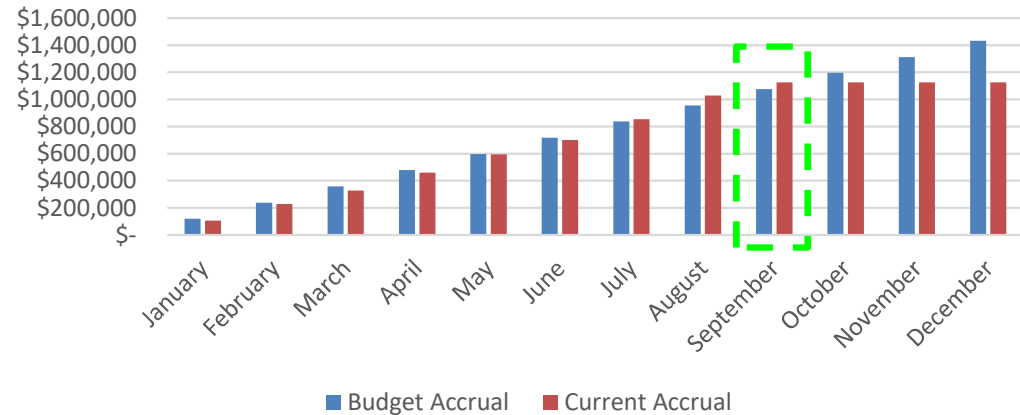
Expense – September 2024

Expense	Sep 24	Budget	\$ Over Budget	% of Budget
66900 · Reconciliation Discrepancies	-0.04	0.00	-0.04	100.0%
Total 9000 · CAPITAL OUTLAY	19,785.77	0.00	19,785.77	100.0%
Total 6000 · ADMINISTRATION	82,792.83	90,921.22	-8,128.39	91.06%
Total 6670 · COMMUNICATIONS	8,558.77	3,000.00	5,558.77	285.29%
Total 6680 · EMERGENCY MEDICAL SERVICES	139.04	2,724.76	-2,585.72	5.1%
Total 6700 · FIRE FIGHTING	7,107.45	8,383.35	-1,275.90	84.78%
Total 6850 · Fire Inspection Program	0.00	0.00	0.00	0.0%
Total 6860 · MEMBERSHIP	2,479.34	1,383.34	1,096.00	179.23%
Total 6890 · Training	6,986.40	4,713.56	2,272.84	148.22%
6999 · Uncategorized Expenses	0.00	0.00	0.00	0.0%
Total Expense	127,849.56	111,126.23	16,723.33	115.05%

Expenses BVA Monthly



Expenses BVA Monthly Accrual



- \$13K underspent for January (revised)
- \$1.1K underspend for February
- \$9.2K underspend for March (revised)
- \$11.9K overspent for April (revised)

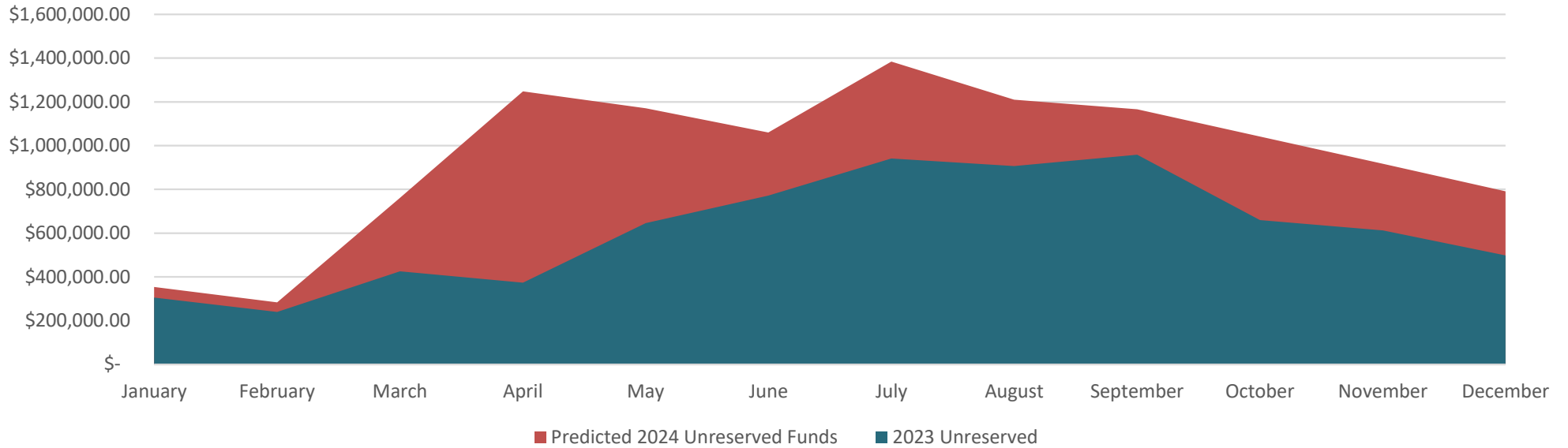
- \$38.2K overspent for May
- \$11.7K underspent for June
- \$34.1K overspent for July
- \$54.3K overspent for August

- \$24.1K underspent for September
- **YTD overspent by ~\$48K (Capital expenditures)**

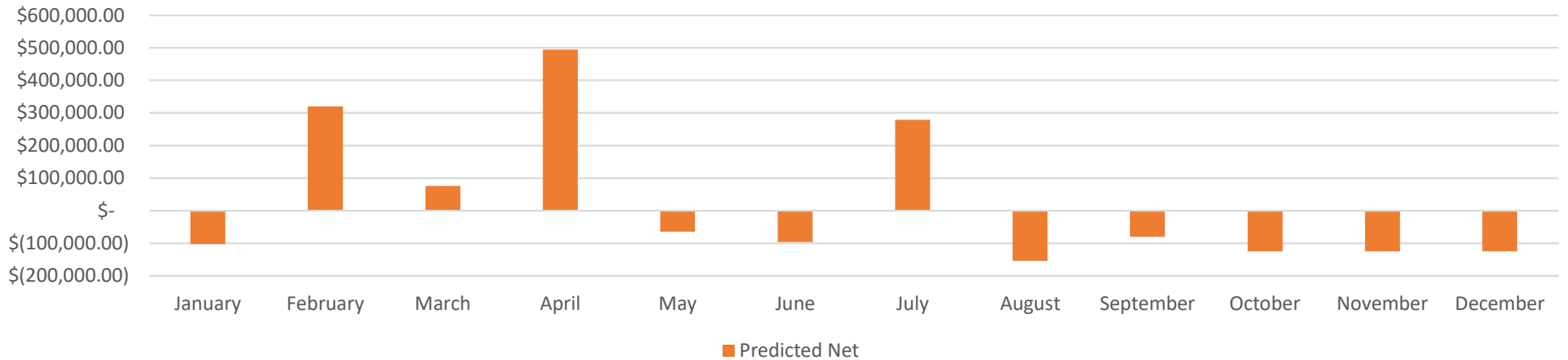


Cash Prediction – September 2024

Predicted Unreserved Funds by Month



Actual to Date, Predicted Net Income by Month





- Nederland fire funds continue to be in good shape for upcoming expense haul.
- The budget process is progressing well, on track for official approval in December.
- Cash predictions still looking good for early 2025 expenses in January/February.